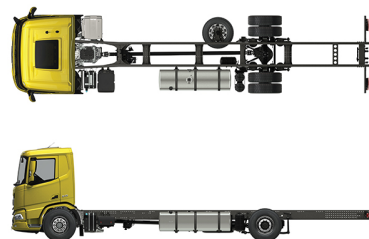


Specification sheet

XD 230

FA 4X2 Rigid, 19t



XD

ENGINES

XD NewGen 230 PX-7 (167 kW / 227 hp)
XD NewGen 260 PX-7 (189 kW / 257 hp)
XD NewGen 290 PX-7 (212 kW / 287 hp)
XD NewGen 310 PX-7 (227 kW / 308 hp)

GVM¹⁾

18000 kg
Max. front 8000 kg
Max. rear 11500 kg

GCM²⁾

19000 kg

CAB EXTERIOR

Luxurious Day Cab with unrivalled aerodynamics for fuel efficient driving and low CO2 emissions. The huge and deep frontscreen, curved at the sides combined with large side windows offer an unsurpassed direct view for the driver, to enhance road safety. Cab length: 2030 mm; cab width: 2500 mm. Number of cab entrance steps: 2.; Cab suspension mechanical; LED head lights; DAF Corner View.

Optional

01226 Cab suspension air	06629 Two hazard beacon lights
03358 External sun visor	03232 Front windscreen with solar control foil
03922 Fog lights front	03317 Rear window: double glass
00936 Auxiliary LED lights on cab roof, prepared	07343 Kerb view window co-driver door
01925 Two LED work lamps for cab rear wall	01362 DAF Digital Vision System
01891 Hazard beacons on cab front, prepared	

AERODYNAMICS

Optional

00082 Adj. roof air deflector for Day Cab
--

COLOURS

Cab colour E1980 Crystal White; Chassis colour grey.; Colour of bumper: Crystal White.

CAB INTERIOR

Cab interior trim colour: Luxury; Dashboard finish: Vision; Cab interior decoration: Hexagon; Driver seat: Comfort Air; Co-driver seat: cinema with fabric cover; No dashboard table; Storage compartment in centre; Automatic Temperature Control and airco; No auxiliary cab heater.

Optional

02354 Steering wheel with silver accents	07737 Driver seat: Xtra Leather Air
02355 Steering wheel, leather	01740 Arm rest at both sides of the driver seat
02353 Cab interior decoration: Argenta	02117 Third seat
02350 Cab interior decoration: Natura	02837 Dashboard table
07733 Driver seat: Luxury Air	03954 Refrigerator
07736 Driver seat: Super Air	06970 Automatic Cab Climate Control

COMMUNICATION AND DRIVING MANAGEMENT

DAF Connect; Tachograph digital, Stoneridge 1B; Speed limiter setting 85 km/h nominal; DAF Infotainment Luxury with Luxury speakers; No Emergency response system; Adaptive Cruise Control with FCW and AEBS-3; Driver Performance Assistant.

Optional

09681 Preparation for Maut	00272 DAF infot. Exclusive prepared; Exclusive speakers
01171 DAF Infotainment System: DAB radio with speakers	01923 DAF Infotainment Luxury Plus; Exclusive speakers
01156 DAF Infotainment System: DAB radio+Luxury speakers	06211 DAF Infotainment System with FM/DAB/DAB+ radio
00146 DAF Infot. Exclusive prepared; Luxury speakers	03470 DAF Infotainment System: Exclusive, prepared
01916 DAF Infotainment Luxury Plus with Luxury speakers	01915 DAF Infotainment System: Luxury Plus
01158 DAF Infotainment Luxury with Exclusive speakers	

SAFETY AND SECURITY

Speed limit recognition; DAF drowsiness detection; Lane Departure Warning System; Vehicle Stability Control (VSC); Basic engine immobiliser system; No EC-ADR packages; Drive-off Assist; DAF Side & Turn Assist.

Optional

08631 Air bag (driver) and 2 seat belt tensioners	01929 No Drive-off Assist
02567 No Traffic Sign Assist	01952 No DAF Side/Turn Assist
02569 No Driver State Monitoring	

SUSPENSION AND AXLES

Front: 8.00 t, parabolic, 163N; Rear axle load 13.00 t; Rear: air suspension, SR1344; No lifting device.

Optional

04647 Front springs air

WHEELS AND TYRES

Driven rear axle(s): 315/70R22.5; Tyre pressure monitoring; F1,315/70R22.5GO FMXSE 156/150 L Steering BBA 3P; R1,315/70R22.5GO FMXDE 154/150 L Traction BBA 3P.

Optional

16152 Tyre makes and types

DRIVELINE

Engine PX-7, 6 cylinder diesel engine, 6.7 litres. Output 167 kW (227 hp) at 1900 rpm. Max. torque 890 Nm at 1000-1700 rpm.; Exhaust emission Euro 6; 8-speed PowerLine 8AP1000 overdrive, 4.89-0.64; Gearbox ratio 4.89-0.64; Rear axle ratio 5.57.

BRAKE SYSTEM

Exhaust brake; .

Optional

02861 PX Engine Brake	01497 Park brake control pneumatic with spoken warning
------------------------------	---

CHASSIS

Wheelbase 4.00 m / rear overhang 1.70 m; Side member height 260 mm; Standard component location; 340 l alu fuel tank LH, height 620 mm; Tank for AdBlue® 30 l, right-hand side chassis; Spray suppression.

Optional

02601 Side member height 310 mm	07071 Spare wheel carrier right-hand side
16157 Fuel tanks, material and sizes	03323 Rear light with LEDs

DRAWBAR AND TRAILER EQUIPMENT

Closing member.

Optional

08026 Trailer coupling Rockinger D=13.0	04659 Trailer cable EBS
--	--------------------------------

BODIES AND PREPARATIONS FOR BODYING

Application connector chassis.

Optional

09421 Additional spare wiring	08121 Tail lift application
--------------------------------------	------------------------------------

POWER TAKE-OFF (PTO)

Optional

16148 PTO types and positions

24V POWER SUPPLY

Alternator 80 A, batteries 2x 140 Ah..

Optional

01897 Alternator 100 A **08797** Batteries 2x175Ah

GVM AND GCM

Chassis weight related technical GVM max 19000 kg; Driveline related max GCM 19000 kg.

APPLICATION CONDITIONS

Air intake front.

Optional

03648 Cyclonic air intake high

SERVICE AND MAINTENANCE

Warranty Plus - Driveline, takes care of 1 year complete vehicle as supplied by the OEM (excl. real wear parts), 2nd and 3rd year driveline, no km limitation and 1st year breakdown.; ITS service.

VEHICLE DELIVERY

Minimum toolkit.

Optional


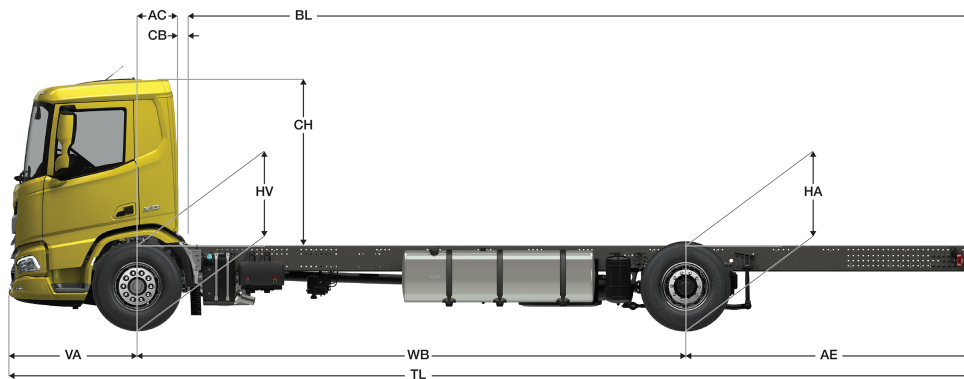
07569 Lifting jack



Go to [DAF.com](https://www.daf.com) to configure your own perfect DAF.

XD 230

FA 4X2 Rigid, 19t



	Wheelbase - AE ⁵⁾		Unladen weight ¹⁾			Gross Carrying Capacity			Variable dimensions									
	WB	AE ⁵⁾	Front	Rear	Total	Front	Rear	Total	AC	CB ⁶⁾	CH ⁷⁾	BL ⁸⁾	BL	TL	HA ⁹⁾	HA ¹⁰⁾	TK ¹¹⁾	TW ¹²⁾
DAY CAB	4,00	1,70	3639	1642	5280	4361	9858	12720	0,50	0,07	2,06	4,32	5,47	7,23	0,99	0,96	14,02	15,41
	4,20	1,80	3633	1662	5295	4367	9838	12705	0,50	0,07	2,06	4,59	5,81	7,53	0,99	0,96	14,54	15,94
	4,50	1,95	3626	1710	5336	4374	9790	12664	0,50	0,07	2,06	4,98	6,29	7,98	0,99	0,96	15,31	16,73
	4,70	2,05	3622	1728	5350	4378	9772	12650	0,50	0,07	2,06	5,25	6,62	8,28	0,99	0,96	15,83	17,26
	4,90	2,35	3612	1761	5373	4388	9739	12627	0,50	0,07	2,06	5,51	6,94	8,78	0,99	0,96	16,35	17,79
	5,10	2,75	3664	1905	5569	4336	9595	12431	0,50	0,07	2,06	5,77	7,27	9,38	0,99	0,96	16,88	18,32
	5,40	2,65	3681	1919	5600	4319	9581	12400	0,50	0,07	2,06	6,18	7,79	9,58	0,99	0,96	17,66	19,11
	5,70	2,65	3688	1936	5624	4312	9564	12376	0,50	0,07	2,06	6,59	8,29	9,88	0,99	0,96	18,44	19,90

OTHER DIMENSIONS VA: 1,53 HV¹³⁾: 1,02 HV¹⁴⁾: 0,94 RB: 0,79 SB: 1,82 TB¹⁵⁾: 2,46

1) GVM in conformity with registration documents.
 2) GCM in conformity with registration documents.
 3) Axle load with standard tyre size.
 4) Chassis and cab weight calculated with: Standard specification items only with 340 litres of fuel, 30 litres of AdBlue® and driver of 80 kg, tolerance ± 3%. Changing of the specification can have major impact on vehicle weight.
 5) Other AE dimensions may be available for shown WB. Modify rear overhang to the calculated body length.
 6) CB is based on standard air intake and/or exhaust.
 7) Cab height is measured from frame member to closed cabin roof hatch.

8) Calculate customer specific body length with TOPEC. Body lengths shown based on evenly distributed load at max axle load.
 9) Unladen height at centre of driven axle(s).
 10) Laden height at centre of driven axle(s).
 11) TK = turning circle between kerbs.
 12) TW = turning circle between walls.
 13) Unladen height at centre of front axle(s).
 14) Laden height at centre of front axle(s).
 15) TB is overall width at rear. (At centre of front axle 255).

Depending on the vehicle configuration a specific option may not be possible. The availability and specification of this vehicle may differ per country. For further information please contact the DAF organisation. Pictures and technical illustrations are not binding in detail and can differ from the standard specification. Subject to modification without prior notice.