


Specification sheet

XF 430

FAW 8X4 Rigid



ENGINES

- XF 430 MX-13 (315 kW / 428 hp)
- XF 480 MX-13 (355 kW / 483 hp)
- XF 530 MX-13 (390 kW / 530 hp)

GVM¹⁾

27000 kg

Max. front 7000 kg

Max. rear 20000 kg

GCM²⁾

44000 kg

067F0759WAAA - 202345C - 21-08-2023

Greece, ERGOTRAK, www.daftrucks.gr

CAB EXTERIOR

Space Cab with galvanised steel bumper, tinted glass and electric window openers. Main mirrors and wide angle mirrors electrically heated. Cab width 2490 mm.; Cab suspension mechanical; LED daytime running lights; Front view mirror; Central door lock system, 2 keys, 2 RC units.

Optional

03710 Comfort Cab	09982 No auxiliary lights in the bumper
01760 Super Space Cab	09984 Fog lights and cornering lights
01226 Cab suspension air	06593 Skylights
01174 External sun visor green translucent	06628 One hazard beacon light at co-driver side
00847 Air horns, single set	06627 One hazard beacon light at driver side
09006 Air horns, double set	06629 Two hazard beacon lights
08020 LED head lights	

AERODYNAMICS

Optional

08823 Adj. roof air deflector Space Cab; over 4 m (!)	06160 Fixed roof air deflector for Super Space Cab
06776 Adjustable roof air deflector	06904 Fixed rf deflector; total height over 4 m
08822 Adj. roof air deflector for Space Cab	04906 Side collars

COLOURS

Cab colour H3279 Brilliant White; Head lamp panel and bumper: Brilliant White; Chassis colour grey..

Optional

07801 Cab steps and wing in cab colour	07901 Air intake grid cab colour
---	---

CAB INTERIOR

Cab interior trim colour Dark Sand; Cab interior decoration Delta black; Driver seat: Comfort Air; Co-driver seat: basic; Lower bunk without drawer; Automatic Temperature Control and aircro; Auxiliary cab heater (water); Pollen filter.

Optional

09271 Steering wheel, leather, colour black	07743 Co-driver seat: Luxury Air
07240 Steering wheel, leather, Exclusive	07746 Co-driver seat: Super Air
07152 Cab interior trim colour Exclusive	07748 Co-driver seat: Xtra Leather Air
07592 Cab interior decoration Argenta	00967 Seat belts red
07591 Cab interior decoration Rustica	06539 Refrigerator
07733 Driver seat: Luxury Air	09603 Lower bunk with drawer 65 litres
07736 Driver seat: Super Air	06784 Lower bunk mattress Xtra Comfort
07737 Driver seat: Xtra Leather Air	06676 PL light in cab ceiling
07741 Co-driver seat: Comfort Air	06970 Automatic Cab Climate Control

COMMUNICATION AND DRIVING MANAGEMENT

Tachograph digital, Stoneridge 1C version G2V2; Speed limiter setting 85 km/h; Eco off 90 km/h; Antennas: radio, 2x cellular, GNSS; Cruise control.

Optional

09681 Preparation for Maut	08023 Adaptive Cruise Control with FCW and AEBS-3
08305 Speaker system with 2 speakers	06991 Predictive Cruise Control
07117 Radio/USB player, 2 speakers	06992 Predictive Cruise Control lite
09909 Adaptive Cruise Control (ACC) with FCW	

SAFETY AND SECURITY

Lane Departure Warning System; Vehicle Stability Control (VSC); Basic engine immobiliser system.

Optional

08631 Air bag (driver) and 2 seat belt tensioners	09827 Side camera system
07011 DAF Night Lock	01725 Reverse warning
09828 Front camera system	

SUSPENSION AND AXLES

Front axle load 9.00 t; Rear: 2x 13.00 t, air suspension, SR1360T; Trailing axle load 8.0t.

Optional

06095 Front axle load 10.00 t	08191 Axle load monitoring
--------------------------------------	-----------------------------------

WHEELS AND TYRES

Front axle(s): 385/65R22.5; Driven rear axle(s): 315/70R22.5; Disc wheels steel, silvergrey; Wheel protection rings silvergrey.

Optional

16152 Tyre makes and types

DRIVELINE

Engine MX-13, multi torque 6 cylinder diesel engine, 12.9 litres. Output 315 kW (428 hp) at 1600 rpm. Maximum torque 2300 Nm at 900-1125 rpm.; Exhaust emission Euro 6; Engine idle shutdown, 5 minutes; Automated gearbox, TraXon, 12 speeds; Gearbox ratio 16.69-1.00; Rear axle ratio 3.09.

Optional

04523 Manual gearbox, 16 speeds	02314 Gearbox overdrive
07103 Automated gearbox, TraXon, 16 speeds	03720 No ASR

BRAKE SYSTEM

Exhaust brake; Ventilated disc brakes front and rear. Dual circuit air system with electronic control (EBS). Twin cylinder air compressor with heated dryer and economy mode..

Optional

09921 MX Engine Brake	02715 ZF Intarder
------------------------------	--------------------------

CHASSIS

Wheelbase 5.55 m / rear overhang 2.05 m; Side member height 310 mm; Standard component location; Exhaust pipe horizontal, low; Aluminium fuel tank 430 l RH, height 620 mm; Tank for AdBlue® 45 l, left-hand side chassis; Front underrun protection (FUP); Spray suppression.

Optional

03323 Rear light with LEDs

DRAWBAR AND TRAILER EQUIPMENT

D-value cross member D=13.7; Pneumatic trailer connection palm type; Electric connection 24 V / 2x7 pins.

Optional

- | | |
|--|--|
| 07033 Trailer coupling Ringfeder D=13.7 | 08027 Trailer coupling Rockinger D=20.0 |
| 07034 Trailer coupling Ringfeder D=20.0 | 04659 Trailer cable EBS |
| 08026 Trailer coupling Rockinger D=13.0 | |

BODIES AND PREPARATIONS FOR BODYING

Application connector on the cab front.

Optional

- | | |
|---|--|
| 09050 Application connectors for bb remote control | 06692 Application connector chassis |
|---|--|

POWER TAKE-OFF (PTO)

Optional

- 16148** PTO types and positions

24V POWER SUPPLY

Alternator 120 A, batteries 2x 230 Ah..

Optional

- | | |
|-------------------------------|---|
| 08775 Alternator 150 A | 07671 Batteries 2x210Ah AGM C-type |
|-------------------------------|---|

GVM AND GCM

Chassis weight related technical GVM max 43000 kg; Driveline related max GCM 61000 kg class 2.

Optional

- | | |
|---|---|
| 06280 Driveline related max GCM 63000 kg class 2 | 01313 Driveline related max GCM 70000 kg class 2 |
|---|---|

APPLICATION CONDITIONS

Air intake high.

Optional

- | | |
|-------------------------------|---------------------------------------|
| 03646 Air intake front | 03648 Cyclonic air intake high |
|-------------------------------|---------------------------------------|

SERVICE AND MAINTENANCE

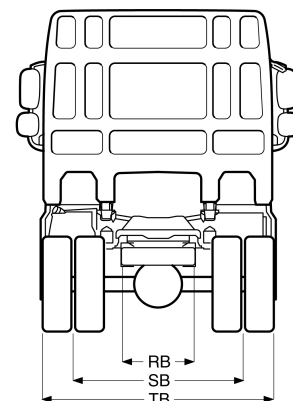
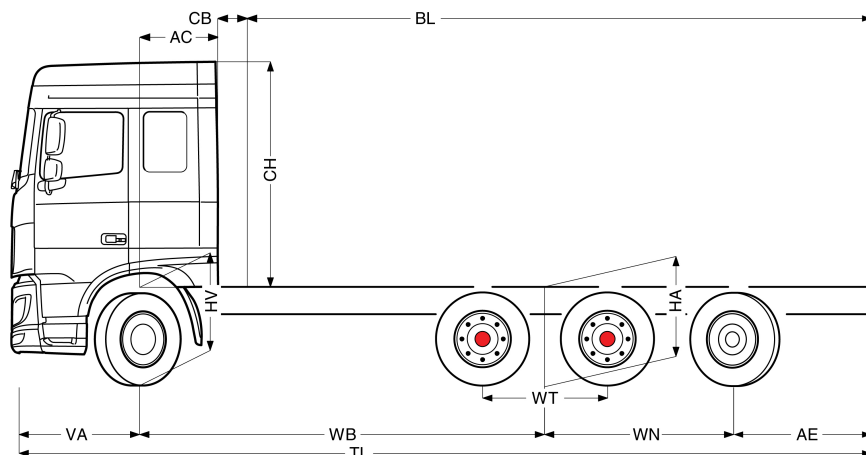
Warranty Plus - Driveline, takes care of 1 year complete vehicle as supplied by the OEM (excl. real wear parts), 2nd and 3rd year driveline up to 300,000 km and 1st year breakdown.; ITS service.



Go to [DAF.com](https://www.daf.com) to configure your own perfect DAF.

XF 430

FAW 8X4 Rigid



	Wheelbase - AE		Unladen weight ¹⁾			Gross Carrying Capacity			Variable dimensions									
	WB	AE ⁵⁾	Front	Rear	Total	Front	Rear	Total	AC	CB ⁶⁾	CH	BL ⁷⁾	BL	TL	HA ⁸⁾	HA ⁹⁾	TK ¹⁰⁾	TW ¹¹⁾
SPACE CAB	4,05	1,20	5125	5066	10191	1875	14934	16809	0,88	0,28	2,51	5,45	5,45	8,73	1,03	1,01	14,12	15,49
	4,30	1,20	5153	5107	10259	1847	14893	16741	0,88	0,28	2,51	5,88	5,88	8,98	1,03	1,01	14,77	16,15
	4,55	2,05	5021	5137	10159	1979	14863	16841	0,88	0,28	2,51	6,25	6,25	10,08	1,03	1,01	15,42	16,81
	4,90	2,05	5049	5169	10218	1951	14831	16782	0,88	0,28	2,51	6,82	6,82	10,43	1,03	1,01	16,33	17,73
	5,55	2,05	5212	5406	10618	1788	14594	16382	0,88	0,28	2,51	7,96	7,96	11,08	1,03	1,01	18,03	19,45
SUPER SPACE CAB	4,05	1,20	5194	5139	10333	1806	14861	16667	0,88	0,28	2,89	5,48	5,48	8,73	1,07	1,04	14,12	15,49
	4,30	1,20	5221	5180	10401	1779	14820	16599	0,88	0,28	2,89	5,89	5,89	8,98	1,07	1,05	14,77	16,15
	4,55	2,05	5089	5211	10301	1911	14789	16699	0,88	0,28	2,89	6,26	6,26	10,08	1,07	1,04	15,42	16,81
	4,90	2,05	5116	5244	10360	1884	14756	16640	0,88	0,28	2,89	6,85	6,85	10,43	1,07	1,04	16,33	17,73
	5,55	2,05	5279	5481	10760	1721	14519	16240	0,88	0,28	2,89	7,98	7,98	11,08	1,07	1,05	18,03	19,45

OTHER DIMENSIONS VA: 1,37 WT: 1,40 WN: 2,11 HV¹²⁾: 1,04 HV¹³⁾: 0,99 RB: 0,79 SB: 1,82 TB¹⁴⁾: 2,48

1) GVM in conformity with registration documents.
 2) GCM in conformity with registration documents.
 3) Axle load with standard tyre size.
 5) Other AE dimensions may be available for shown WB. Modify rear overhang to the calculated body length.
 6) CB is based on standard air intake and/or exhaust.
 7) Calculate customer specific body length with TOPEC. Body lengths shown based on evenly distributed load at max axle load.

8) Unladen height at centre of driven axle(s).
 9) Laden height at centre of driven axle(s).
 10) TK = turning circle between kerbs.
 11) TW = turning circle between walls.
 12) Unladen height at centre of front axle(s).
 13) Laden height at centre of front axle(s).
 14) TB is overall width at rear. (At centre of front axle 255).

Depending on the vehicle configuration a specific option may not be possible. The availability and specification of this vehicle may differ per country. For further information please contact the DAF organisation. Pictures and technical illustrations are not binding in detail and can differ from the standard specification. Subject to modification without prior notice.