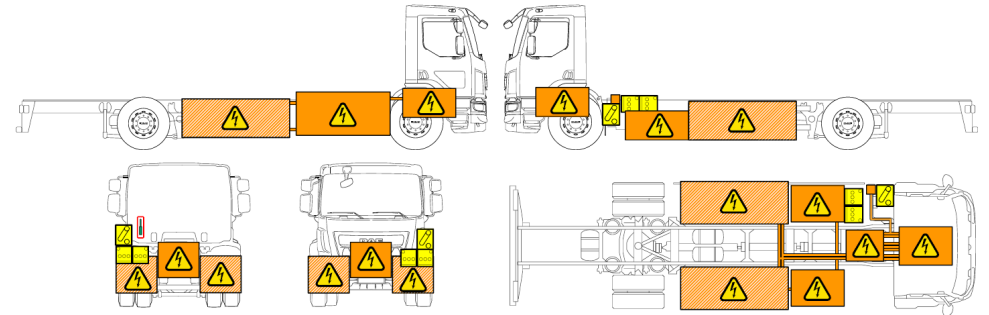







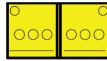

# SAFETY CARD LHD

## Emergency High-Voltage shut down procedure

### Overview



D005497

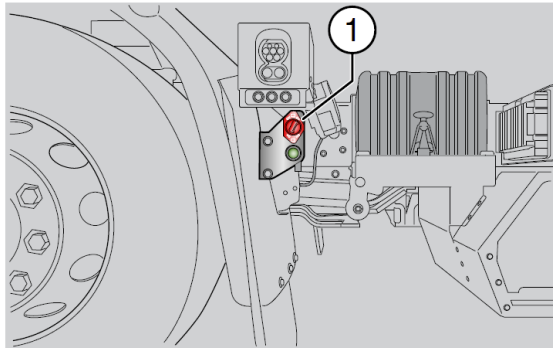
	High-Voltage cables (600 VDC or 400 VAC)		High-Voltage warning
	High-Voltage component		Hydraulic tilting cylinder for cabin
	High-Voltage batteries (four, 2 at the left side and 2 on the right side of the vehicle). Battery type: Lithium batteries with LFP/LiFePO4 technology.		24 V batteries
	Main switch for 24 V batteries		

## Procedure:

1. Park the vehicle in a safe place.
2. Apply the park brake.
3. Turn the drive mode switch to 'N' (neutral).
4. Remove the ignition key.
5. Exit the cabin.
6. Use the main switch (1) to turn OFF the 24 V circuit.
7. Place the necessary and / or mandatory warnings and wait on a safe distance from the vehicle.



NOTE: In case it is not possible to enter the cabin, perform step 6 and 7 of the emergency High-Voltage shut down procedure.



D005500

## General Warnings

If an incident occurs, the High-Voltage power supply of the High-Voltage system must be shut down.



**WARNING!** *The High-Voltage batteries will always carry high voltage even after completing the emergency High-Voltage shut down procedure.*



**WARNING!** *After completing the emergency High-Voltage shut down procedure. It takes up to ten min before the high voltage has dropped to a safe level*



**WARNING!** *Read the warning instructions described in the driver's manual, see chapter 'Warnings and safety regulations'.*



**WARNING!** *The electric vehicle is equipped with High-Voltage components and wiring. Not following these instructions can result in severe personal injury or death.*

**After completing this procedure the High-Voltage box, High-Voltage batteries and corresponding High-Voltage cables are still connected to the High-Voltage..**

- See procedure 'Shutting down High-Voltage system'.
- Avoid the High-Voltage components, identifiable by a warningsticker.
- Avoid the High-Voltage cables, identifiable by their orange colour.
- Only work on an electric vehicle when the High-Voltage system is shut down and verified that the High-Voltage is successfully switched off.



**WARNING!** *Never operate the main switch while driving.*

- Operating the main switch while driving switches off all electrical systems, including the steering pump, air compressor and the electric drive line. This can lead to very dangerous situations and damage to the vehicle electronics and High-Voltage system.



NOTE: For towing the vehicle see the corresponding chapter in the driver's manual or the 'Emergency response guide'.